



# M1 MODEL

CE certified. Meets OSHA, ASME, PALD standards.  
No operator license required

## Technical specifications

### DIMENSIONS

Width Compact: 30 in. (762mm)  
Base Length Compact: 6 ft. (1830mm)  
Max Hook Height: 20 ft. 3 in. (6.1m)

### WEIGHT

1,800 lbs. (816 kg)  
1,500 lbs. (680 kg) with yellow plates removed.  
(6) fifty lb. removable back yellow plates = 300 lbs. (136kg)  
(Remove plates for transport only. Must be on machine to use.)

### FEATURES

Fits in 36 in. doorways & elevators  
Max load capacity: 2,000 lbs. / 905 kg  
24v deep cycle battery power  
Weatherproof on-board charger  
4 piece boom w/ wear strips & dual stop points.  
100 ft. (30m) steel cable (double lined w/ snatch block)  
DC powered winch meets CE/ASME.B30.5 standards  
Hydraulic jack w/ controls  
Speed: 30 FPM (9m/minute)  
Wheels: polyurethane on iron (won't scuff interior floors)  
Spring loaded support casters  
Pick & Carry Design (smooth, easy to move loads)  
Steering: rear wheels connected to handle bar w/ rubber grips  
Magnetic degree finder/load decal.  
Powder coated protection (safety green & safety yellow)  
For single line use overhaul ball. (Not included). Up to 7 stories deep.  
Test certificate

### SAFETY

Rated 150% (1.5 safety factor)  
Limit switch (anti-two-block)  
Brake on steer wheels  
Brakes on outrigger wheels  
Brake on winch  
Dual safety stops on boom sections  
Winch shield  
Safety check valve  
Block & tackle  
4:1 rated hook w/ safety latch

### WARRANTY

Two year warranty

*Product specifications are subject to change without notice. No specific training or license is required to operate units rated 2,000 lbs. and below in most areas, but operators are responsible for knowing and meeting all safety requirements and regulations.*

## Units come fully assembled

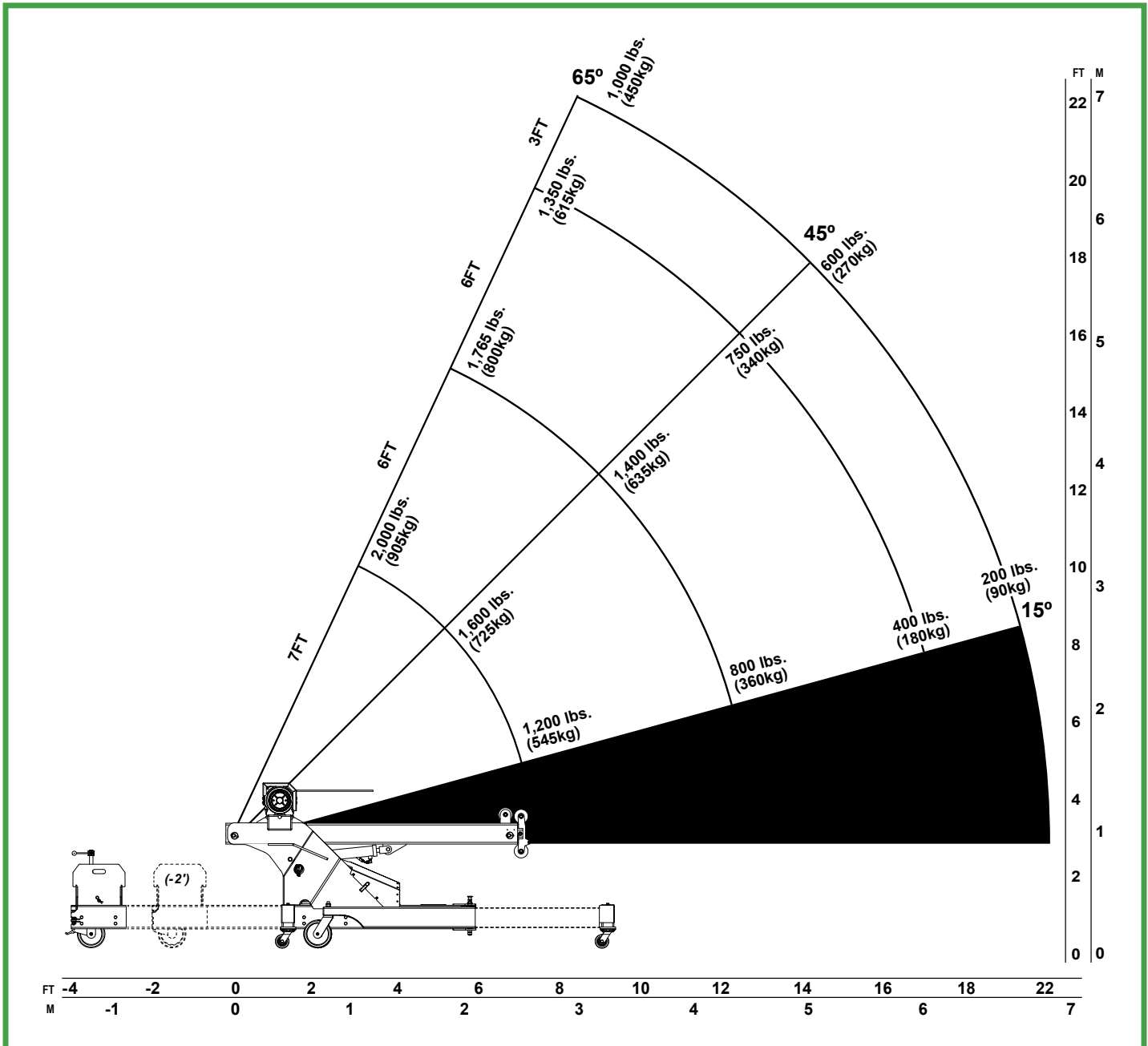


# M1 MODEL

CE certified. Meets OSHA, ASME, PALD standards.  
No operator license required

## Load Bearing (Outriggers: 45°)

Reduce weight by 50% when weights pulled back only -2 ft.



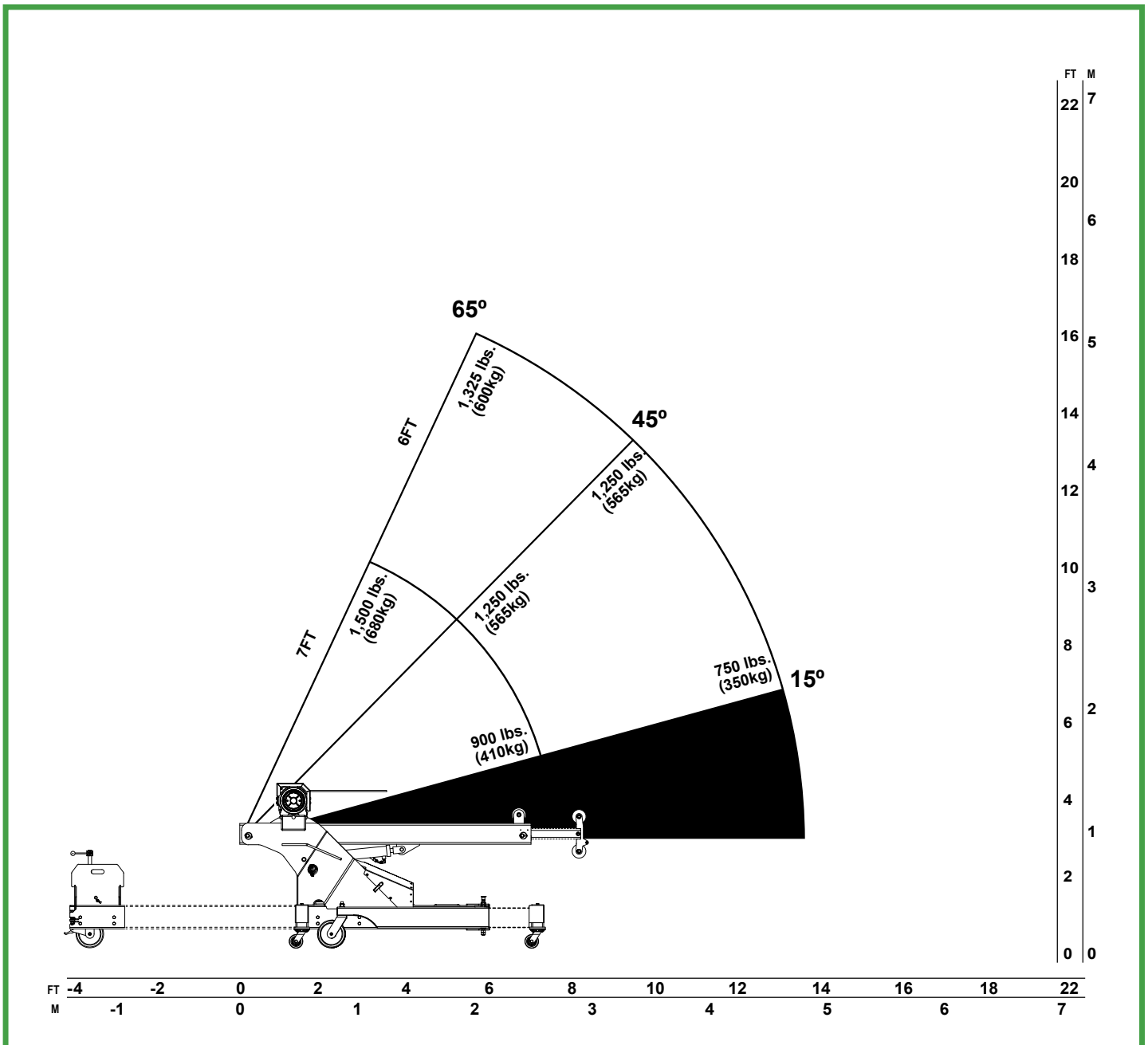
# M1 MODEL

CE certified. Meets OSHA, ASME, PALD standards.  
No operator license required

*Boom position #1 and #2 only.*

## Load Bearing (Outriggers: 15°)

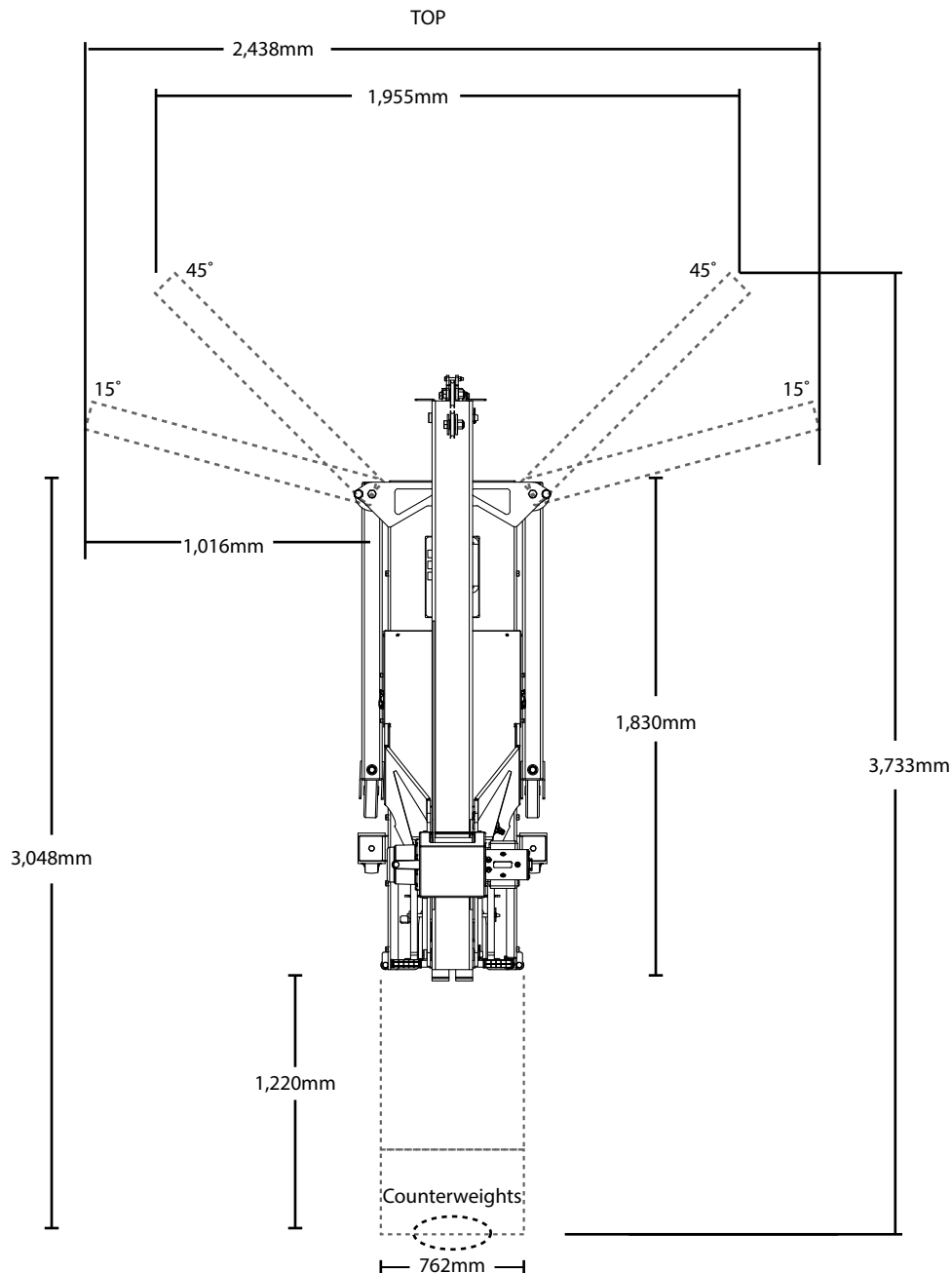
Only for use with weights pulled back 4 ft./full extension



# M1 MODEL

CE certified. Meets OSHA, ASME, PALD standards.  
No operator license required

## Footprint Dimensions (mm)



# M1 MODEL

CE certified. Meets OSHA, ASME, PALD standards.  
No operator license required

## Footprint Dimensions (inch)

